



**RECOMMENDED
MF PORTFOLIO**

SIP PORTFOLIO

DIVERSIFIED



WEALTH

**FINANCIAL
PRODUCTS
DISTRIBUTORS
NETWORK**

Portfolio Insights







About SIP Portfolio - Diversified

This portfolio is designed for long-term equity investors seeking to build wealth through diversified equity mutual fund schemes.

Inception Date 3rd January 2024	Suitable for Very Aggressive Investor	
Risk-o-meter Very High	Tenure Suitability 5+ Years	
Benchmark NIFTY 500 TRI	Min. Investment ₹50,000/-	Min. SIP ₹3,000/-
Scheme Count 6 Schemes	Lock-in Period NIL	

Portfolio Composition

Equity - 100%

 Canara Robeco Large Cap Fund - Gr Large Cap Type: Active	15.00%	 DSP Large & Mid Cap Fund - Gr Large & Mid Cap Type: Active	20.00%
 Invesco India Contra Fund – Gr Contra Fund Type: Active	15.00%	 Kotak Midcap Fund - Gr Mid Cap Type: Active	15.00%
 SBI Large & Midcap Fund - Gr Large & Midcap Type: Active	15.00%	 NJ Flexi Cap Fund – Gr Flexi Cap Type: Rule Based	20.00%

Fund Manager Details

Scheme Name	Fund Manager Name	No. of Managing Schemes	Managing underlying scheme since
Canara Robeco Large Cap Fund - Gr	Shridatta Bhandwalдар	12	Jul-2016
	Vishal Mishra	5	Jun-2021
DSP Large & Mid Cap Fund - Gr	Rohit Singhania	5	Jun-2015
Invesco India Contra Fund - Gr	Taher Badshah	7	Jan-2017
	Amit Ganatra	7	Dec-2023
Kotak Midcap Fund - Gr	Atul Bhole	2	Jan-2024
NJ Flexi Cap Fund - Gr	Dhaval Patel	5	Sep-2023
	Viral Shah	5	May-2024
SBI Large & Midcap Fund - Gr	Saurabh Pant	4	Sep-2016

Source: ACE MF | Data as on 31st July 2025

Portfolio Insights

Scheme Performance

SIP Portfolio - Diversified	Rolling Median Return(%)		Drawdown %	1 Year Negative Obs %	3 Years Negative Obs %
Scheme Name	3 Years	5 Years			
Canara Robeco Large Cap Fund - Gr	15.86	19.85	-32.66	8.87	0.00
DSP Large & Mid Cap Fund - Gr	20.42	23.61	-36.84	9.36	0.00
Invesco India Contra Fund - Gr	20.72	24.17	-36.57	3.45	0.00
Kotak Midcap Fund - Gr	24.80	28.24	-36.09	0.05	0.00
NJ Flexi Cap Fund - Gr *	28.22	29.31	-34.46	13.58	0.00
SBI Large & Midcap Fund - Gr	21.35	23.61	-36.47	1.26	0.00
Weighted Average Portfolio Return	22.14	24.96	-35.53	6.63	0.00
NIFTY 500 TRI	19.32	22.10	-38.11	5.70	0.00
Nifty Midcap 100 TRI	27.93	31.06	-39.94	4.16	0.00

- Note:** • Source:- NJ Internal
- * NJ Flexi Cap Returns are calculated on Backtested NAV
 - Rolling Median Returns calculated by taking Median of 3 Years & 5 Years Daily Rolling between 31st July 2019 to 31st July 2025.
 - Number of Rolling Median Return Observation:- 3 Years - 1096 & 5 Years - 366
 - Drawdown Period:- 31st July 2019 to 31st July 2025.
 - Negative Observations Period:- 31st July 2019 to 31st July 2025.
 - Number of Negative Observations:- 1 Year - 1826 & 3 Years - 1096
 - For Weighted Average Portfolio Return - the weights are given as per the portfolio composition
 - Past performance may or may not be sustained in future and is not a guarantee of any future returns.

How to Read:

Rolling returns: It provides a series of overlapping returns over a specific period, offering a smoother, more comprehensive view of performance compared to discrete period returns. They help investors understand the consistency of returns and risk over various market cycles. (Higher the better).

Drawdown: It refers to how much a fund has fallen from its peak to its trough (Lowest Point) in the selected period. (Lower the better)

Negative Observations: It tells us how many times(%) the scheme has given negative observations in the selected period. (Lower the better)

Portfolio - Sector Exposure

Major Sector Allocation	Exposure
Bank	14.95
IT - Software	9.41
Pharmaceuticals & Drugs	8.24
Household & Personal Products	3.37
Automobile Two & Three Wheelers	2.71
Auto Ancillary	2.65
Refineries	2.41
Finance - Investment	2.00
Consumer Food	2.00
Finance - NBFC	1.98
Above Top 10 Sector Allocation	49.72
Other Sectors	50.28
Total Allocation	100

Note: Source:- ACE MF | Data as on 31st July 2025

How to Read:

Higher allocation to a particular sector increases concentration risk.

Portfolio - Scrip Exposure

Major Stock Allocation	Exposure
HDFC Bank Ltd.	4.81
ICICI Bank Ltd.	3.57
Infosys Ltd.	2.70
Axis Bank Ltd.	2.08
HDFC Asset Management Company Ltd.	1.88
State Bank Of India	1.87
Larsen & Toubro Ltd.	1.58
Mahindra & Mahindra Ltd.	1.37
Kotak Mahindra Bank Ltd.	1.37
HCL Technologies Ltd.	1.35
Above Top 10 Stocks Allocation	22.59
Other Stocks	71.79
Total Equity Stocks	94.37
Debt & Other Securities	5.63
Total	100

Note: Source:- ACE MF | Data as on 31st July 2025

How to Read:

Higher allocation to a particular stock increases concentration risk. (Generally allocation to a particular stock should not be more than 10%)

Portfolio Insights

Portfolio Overlap

Portfolio	Canara Robeco Large Cap Fund - Gr	DSP Large & Mid Cap Fund - Gr	Invesco India Contra Fund - Gr	Kotak Midcap Fund - Gr	NJ Flexi Cap Fund - Gr	SBI Large & Midcap Fund - Gr
Canara Robeco Large Cap Fund - Gr	100	35	45	10	14	30
DSP Large & Mid Cap Fund - Gr	35	100	33	24	10	31
Invesco India Contra Fund - Gr	45	33	100	17	6	25
Kotak Midcap Fund - Gr	10	24	17	100	2	7
NJ Flexi Cap Fund - Gr	14	10	6	2	100	14
SBI Large & Midcap Fund - Gr	30	31	25	7	14	100

Source:- NJ Internal | Data as on 31st July 2025 | In Percentage | Overlapping of Equity Stocks only

How to Read:

Overlap of a mutual fund scheme's portfolio refers to the degree to which its underlying holdings are similar to those of another fund. A high overlap can indicate a lack of true diversification when holding multiple funds, as they might effectively be investing in the same set of securities.

Scheme Insights

Scheme Details

Scheme Name	Inception Date	AUM (Cr₹)	Expense Ratio %	No. of Equity Securities
Canara Robeco Large Cap Fund - Gr	20-Aug-2010	16,407	1.64	57
DSP Large & Mid Cap Fund - Gr	16-May-2000	15,502	1.68	73
Invesco India Contra Fund - Gr	11-Apr-2007	19,288	1.63	70
Kotak Midcap Fund - Gr	30-Mar-2007	57,375	1.39	61
NJ Flexi Cap Fund - Gr	5-Sep-2023	2,357	1.97	50
SBI Large & Midcap Fund - Gr	28-Feb-1993	33,348	1.58	73

Note: Source:- ACE MF | AUM & No. of Equity Securities Data as on 31st July 2025 | Expense Ratio as on 31st July 2025, data is for regular plans

Scheme M-Cap Allocation

Scheme Name	Large Cap %	Mid Cap %	Small Cap %
Canara Robeco Large Cap Fund - Gr	94.37	5.63	NA
DSP Large & Mid Cap Fund - Gr	51.76	36.71	11.53
Invesco India Contra Fund - Gr	61.41	24.25	14.34
Kotak Midcap Fund - Gr	14.48	71.07	14.45
NJ Flexi Cap Fund - Gr	48.21	37.43	14.36
SBI Large & Midcap Fund - Gr	45.94	38.27	15.79

Note: Source:- ACE MF | Data as on 31st July 2025 | M-Cap allocation data is for Active Equity only

Scan me for digital version



Disclaimer: NJ India Invest Private Limited (NJ) is a mutual fund distributor. The NJ Recommended Portfolio is curated based on our research and analysis. The information contained herein does not constitute, and should not be construed as, investment advice or a recommendation to buy, sell, or otherwise transact in any security or investment product or an invitation, offer or solicitation to engage in any investment activity. It is not personalized investment advice and does not guarantee returns or suitability for any specific client. Clients are strongly advised to discuss with your NJ Partner to assess your risk appetite, financial goals, and investment needs to understand the best suitable portfolio that aligns with your requirements before making any investment decisions. NJ assumes no liability for any investment decisions made based on this portfolio. To the extent that any information is regarding the past performance of securities or

investment products, please note such information is not a reliable indicator of future performance and should not be relied upon as a basis for an investment decision. Past performance does not guarantee future performance and the value of investments and the income from them can fall as well as rise. No investment strategy is without risk and markets influence investment performance. Investment markets and conditions can change rapidly, and investors may not get back the amount originally invested and may lose all of their investment.

MUTUAL FUND INVESTMENTS ARE SUBJECT TO MARKET RISKS, READ ALL SCHEME RELATED DOCUMENTS CAREFULLY BEFORE INVESTING.

NJ INDIA INVEST PRIVATE LIMITED (AMFI REGISTERED MUTUAL FUND DISTRIBUTOR - ARN 0155)