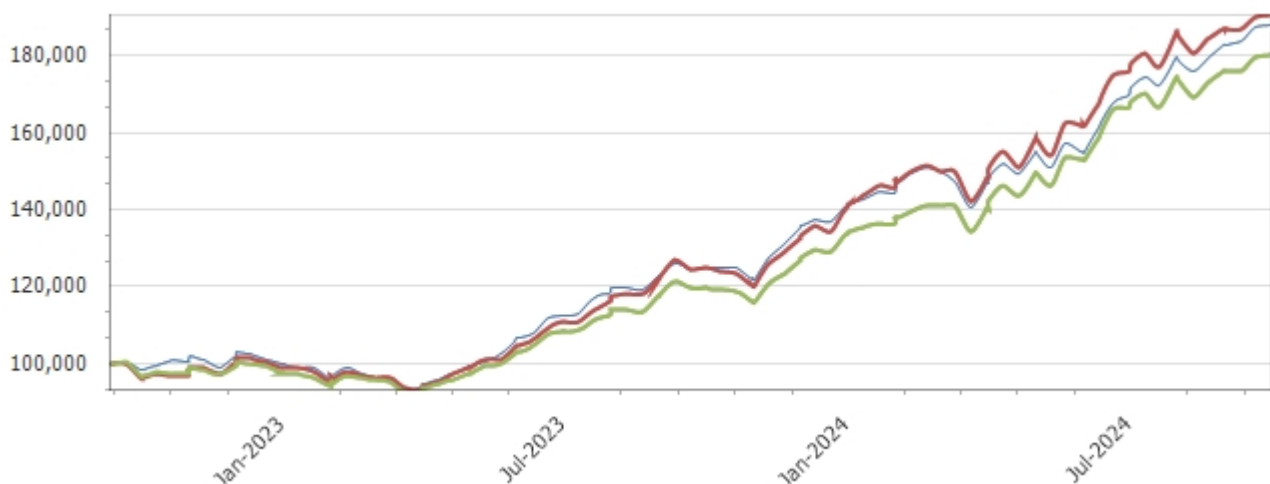
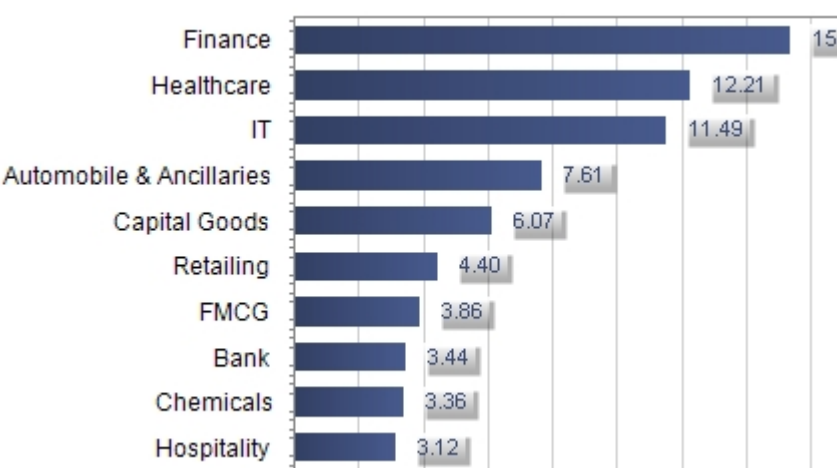

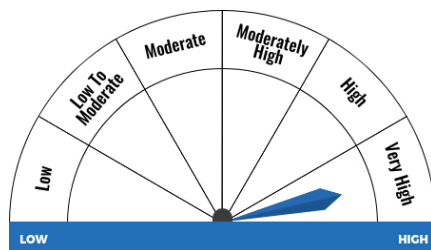


Fund Objective					
The primary objective of the Scheme is to seek to generate capital appreciation by actively investing in and managing a diversified portfolio primarily composed of mid- cap stocks.					
<div><div>Growth Of</div><div>100000</div><div><div>Fund</div><div>BSE 150 MidCap - TRI</div><div>Category</div></div></div>					
Performance					
Particulars	1 M	3 M	1 Y	3 Y	5 Y
Fund	3.27	11.59	50.53		
Bench	2.29	9.12	53.04	26.57	31.95
Category	3.09	8.97	50.97	24.12	28.22
Rank in Category	14	5	14		
No of Funds in Cat	29	29	29	25	23
Returns below 1 year is absolute and above one year is CAGR					
Top Company Holdings (%)					
Company Name	Mkt.Value	Holdings (%)	Price	TTM PE (x)	P/BV (x)
Persistent Systems	79.50	3.10	5536.90	86.15	17.76
CG Power & Indl.Soln	71.52	2.79	836.90	122.48	36.92
Indian Hotel	71.50	2.79	686.65	87.62	9.44
Max Financial	67.78	2.64	1173.35	0.00	6.00
Motilal Oswal Fin	66.64	2.60	930.30	32.34	8.71
Max Healthcare Inst	63.07	2.46	937.55	127.41	11.73
Sona BLW Precision	57.24	2.23	648.00	74.85	7.87
Info Edge	54.15	2.11	7978.90	119.47	4.05
Muthoot Finance	52.43	2.04	1955.20	18.90	3.22
Shriram Finance	50.84	1.98	3254.95	16.33	2.42
Top Sector Holdings (%)					
	1 Year High		1 Year Low		
	15.33		10.99		
	12.21		11.42		
	11.49		9.09		
	7.61		4.11		
	6.07		4.67		
	4.40		3.19		
	3.86		3.34		
	3.44		3.44		
	3.36		1.36		
	3.12		2.41		
Top Sector Holdings (%) - Trend					
Sector	Fund	1 YearHigh	2022	2023	2024
Finance			8.47	10.77	13.20
Healthcare			6.78	11.48	12.43
IT			9.66	7.54	10.45
Automobile & Ancillaries			2.85	4.95	5.87
Capital Goods			11.04	8.51	5.40
Fund Details					
Fund Manager : Ramesh Mantri					
Benchmark	BSE 150 MidCap - TRI				
Aum(Rs.Cr.)	2565.15	Launch Date	07/Sep/22		
NAV(Rs.)	19.07	Nav Date	27/Sep/24		
Min.Inv(LumpSum)	500	Exit Load	1		
Min.Inv(SIP)	100	Expense Ratio	1.93		
52 wk High	19.14	52 wk Low	12.11		
Style Box		MCAP - Size (%)			
		Type	Fund	Bench	Cat
		Large Cap	7.40	0.00	12.94
		Mid Cap	64.98	0.00	71.18
		Small Cap	18.42	0.00	15.57
SIP Details					
Investment of 10000.00 Monthly					
Period	Total Invest	Scheme	Bench		
1 Year	120000.00	151018.84	151572.62		
Valuation Ratios					
Ratios		Fund			
P/E (x)		61.21			
P/BV (x)		11.79			
Div Yields(%)		0.80			
Volatatility Measures					
Average	2.75	Treynor	2.55		
SD	3.68	Fama	1.40		
Beta (Slope)	0.95	Sharpe	0.66		
Correlation	0.94	Jensen’s Alpha	0.07		
3 Year range with Monthly Absolute return calculation on Daily basis					
Riskometer					
					
Investors understand that their principal will be at Very High					
Asset Allocation (%)					
Type	Fund	Category			
Equity	91.11	95.30			
Debt	2.43	0.12			
Cash	3.99	4.29			
Other	2.47	0.29			